

MV NATHALIE

DRY CARGO



RABN
REDERI AB NATHALIE

PARTICULARS

| | |
|------------|---------------------------------|
| NAME: | MV NATHALIE |
| CALL SIGN: | OJLP |
| IMO NR: | 8906224 |
| FLAG: | FINLAND |
| HOME PORT: | MARIEHAMN |
| BUILT: | 1989 |
| BUILDER: | FERUS SMIT, FOXHOL, NETHERLANDS |
| CLASS: | BUREAU VERITAS |
| ICE CLASS: | FINNISH/SWEDISH ICE II |
| P&I: | GARD |

MEASUREMENTS

| | |
|--------------|------|
| GT: | 852 |
| NT: | 490 |
| DWT: | 1280 |
| DWCC SUMMER: | 1180 |
| DWCC WINTER: | 1150 |

MAIN DIMENSIONS

| | |
|-------------|-------------------|
| LOA: | 64,29 |
| LPP: | 59,98 |
| BREADTH: | 10,50 |
| DEPTH MLD: | 4,00 |
| DRAFT: | 3,395 |
| DECK CARGO: | MAX HEIGHT 170 CM |



CARGO HOLD

| | |
|-------------|-------------------------------------|
| GRAIN: | 1841 M ³ / 64'911 CUF |
| BALE: | 1794 M ³ / 63'392 CUF |
| TIMBER CAP: | 1000 M ³ (SEAS./UNSEAS.) |
| TANK TOP: | 12 TN/M ² |
| HATCH: | 1,35 TN/M ² |

PROPULSION

| | |
|------------------|----------------------------|
| MAIN ENGINE: | CATERPILLAR 3508 TA |
| ME OUTPUT: | 578 KW |
| BOWTHRUSTER: | YES |
| PROPELLER: | FIX |
| SPEED (BALLAST): | 10,8 KN |
| SPEED (LOADED): | 9,7 KN |
| CONSUMPTION: | 3 M ³ / DAY MGO |

TANK CAPACITY

| | |
|---------------|--------------------|
| BALLASTWATER: | 413 M ³ |
| MGO: | 63 M ³ |

MV NATHALIE

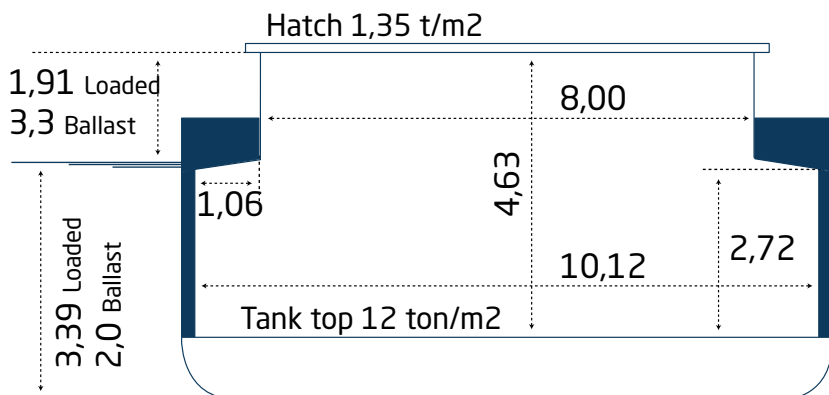
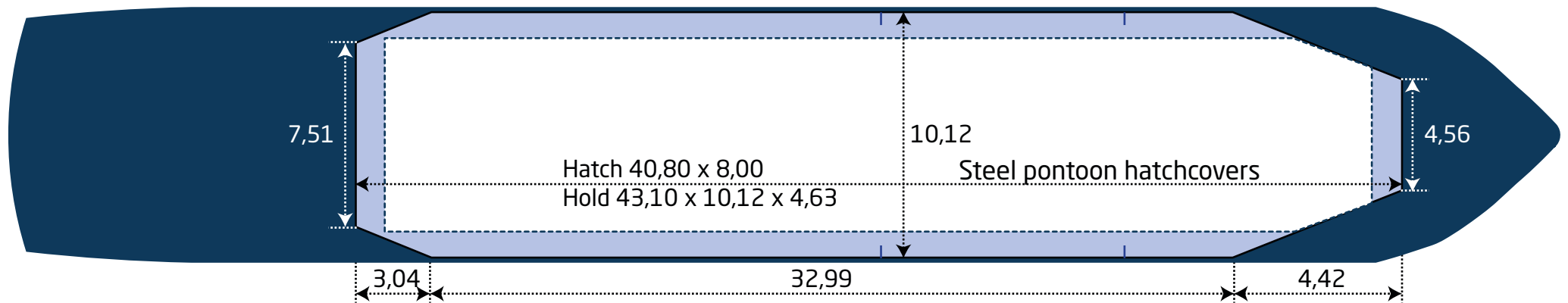
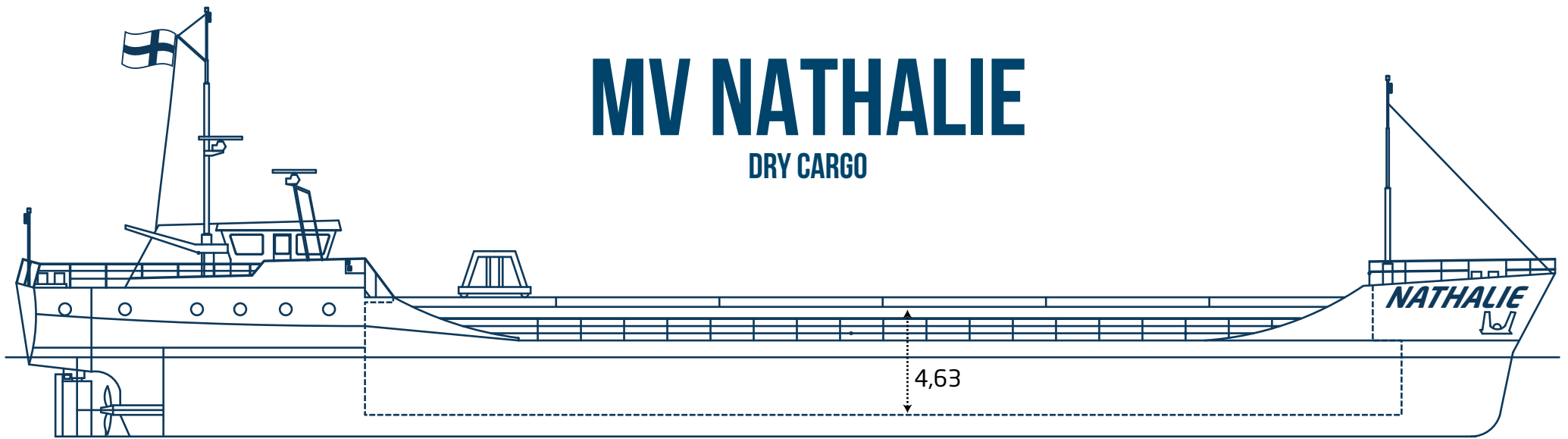
NATHALIE@RABN.FI | +358 408 684 421

OWNER

REDERI AB NATHALIE
LINNANKATU 64B | FIN-20100 TURKU
OWNERS@RABN.FI | WWW.RABN.FI

MV NATHALIE

DRY CARGO



All measurements in meters, not necessarily in scale. All details believed to be correct, but w.o.g.